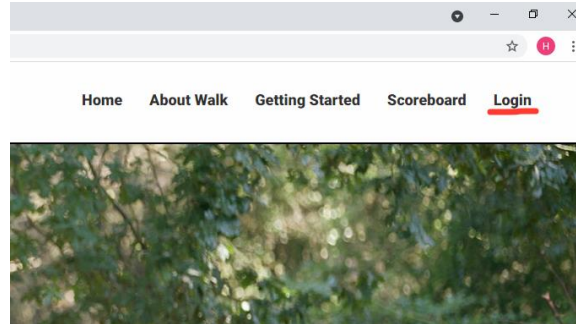
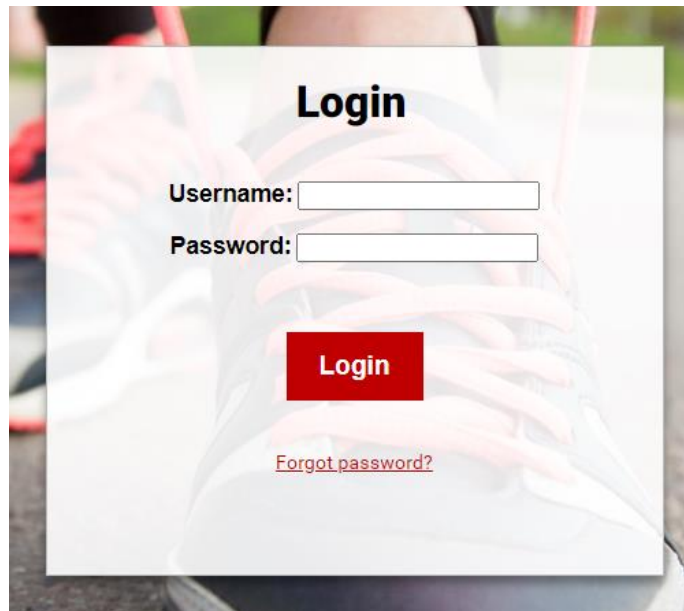


Video: <https://uada.hosted.panopto.com/Panopto/Pages/Viewer.aspx?id=f9f570ef-8ca2-442e-b642-ad7c0143c76d>

1.) Click “Login”



2.) Click the “[Forgot Password?](#)” link



3.) Enter the email that you used to set up your Walk Across Arkansas
Forgot your password?

Please enter your email below

Email:

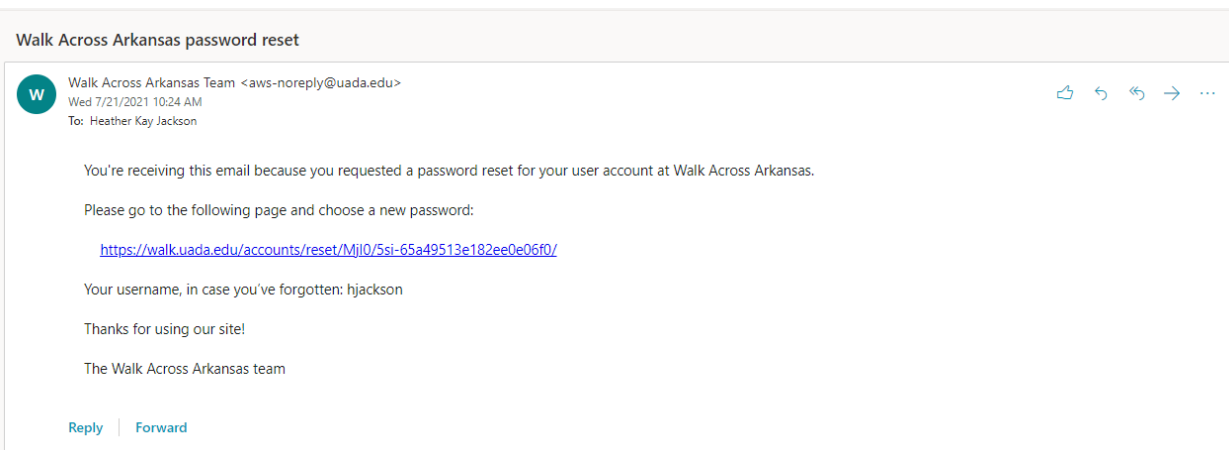
4.) You should receive a pop up that says....

Success!

We've emailed you instructions for setting your password. If an account exists with the email you entered, you should receive them shortly.

If you don't receive an email, please make sure you've entered the address you registered with, and check your spam folder.

5.) You will receive an email like this one in your inbox. Click on the link provide to reset your password. Below the password reset link is the username you used with your account.



6.) A new webpage will open with the “Change Password” form. Here you will enter your new password and submit. You will be redirected to the log in page to log in to Walk Across Arkansas with your new Password and your username.

Change password

- Your password can't be too similar to your other personal information.
- Your password must contain at least 8 characters.
- Your password can't be a commonly used password.
- Your password can't be entirely numeric.

New password:

New password confirmation:

Submit